

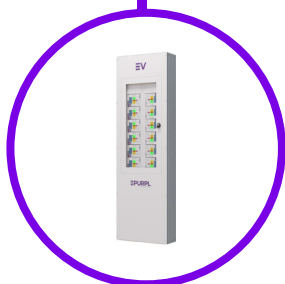
ATOM EV - E58 (80A) Charging System

Product Data & Specifications



ATOM SWITCH

The Atom Switch is dual UL-listed as a circuit protection device and electric vehicle supply equipment. It offers ground fault protection across the entire circuit as opposed to only the EV cable.



ATOM SMART POWER DISTRIBUTION PANEL

The Smart Power Distribution Panel can hold up to 6 EVSE units in a centralized and secure location away from parking spots. This eliminates the impact of potential hazards. It leverages remote diagnostics and allows for exact knowledge of operating conditions.



ATOM LTE

Atom LTE enables control and communications of the EVSE system via Atom Cloud. No internet connection is required to operate the Atom EVSE panel, allowing for continued operation even if there is loss of internet or cloud connection.

ATOM E58 Charging System Overview

Dispensers



Atom E58 Wallbox (80A)



Atom E58 Pedestal (80A)



**Atom E58 Auto-Retractable
Cable Management
Pedestal (80A)**

EVSE



**Atom E50 Series ASPD Panel
(Atom Smart Power Distribution Panel)**



E58 Atom Switch (80A)

Communications



Atom E50 Series LTE Cabinet

Note: Atom EV products work within a system and requires a dispenser, panel, switch, and LTE cabinet to operate.

ATOM E58 (80A) Auto-Retractable Cable Management Pedestal




Product Catalog Number	AEV-80CMPED-L/R	AEV-80CMPED-D
Cable Rating ¹	80A	
Charge Couplers	1	2
Size (inches)	6w x 6D x 84h (with 9in. square base)	
Voltage	208VAC/240VAC	
Max Power Output	16.6kW @ 208V 19.5kW @ 240V	
Field Wiring - Power Field Wiring - Ground	#10 AWG-1, Cu, 90°C Rated #10 AWG-6, Cu, 90°C Rated	
Charge Connector Type	SAE J1772 Type 1	
Cable Length	18 ft or 25 ft	
Enclosure Rating	NEMA 3R	
Ambient Operating Temperature ²	-30°C to +50°C (-22°F to +122°F)	
Standards	UL 2594, UL 2251, NEC Article 625, ADA Compliant	
Cable Management System	Self-Retracting Spring-Motor	

1 Maximum rating of equipment. Output power may be changed with energy management system (EMS).

2 Operating temperature is -30°C to +40°C without derating. Temperature derating applies above +40°C.

ATOM E58 (80A) Pedestal



Product Catalog Number	AEV-80PED-L/R	AEV-80PED-D
Cable Rating ¹	48A	
Charge Couplers	1	2
Size (inches)	6w x 52h (with 9in. square base)	
Voltage	208VAC/240VAC	
Max Power Output	16.6kW @ 208V 19.5kW @ 240V	
Field Wiring - Power Field Wiring - Ground	#10 AWG-1, Cu, 90°C Rated #10 AWG-6, Cu, 90°C Rated	
Charge Connector Type	SAE J1772 Type 1	
Cable Length	18 ft or 25 ft	
Enclosure Rating	NEMA 3R	
Ambient Operating Temperature ²	-30°C to +50°C (-22°F to +122°F)	
Standards	UL 2594, UL 2251, NEC Article 625, ADA Compliant	

1 Maximum rating of equipment. Output power may be changed with energy management system (EMS).

2 Operating temperature is -30°C to +40°C without derating. Temperature derating applies above +40°C.

ATOM E58 (80A) Wall Boxes



Product Catalog Number	AEV-80WB-S	AEV-80WB-D
Cable Rating ¹	48A	
Charge Couplers	1	2
Size (inches)	6W x 4D x 8H	
Voltage	208VAC/240VAC	
Max Power Output	16.6kW @ 208V 19.5kW @ 240V	
Field Wiring - Power Field Wiring - Ground	#10 AWG-1, Cu, 90°C Rated #10 AWG-6, Cu, 90°C Rated	
Charge Connector Type	SAE J1772 Type 1	
Cable Length	18 ft or 25 ft	
Enclosure Rating	NEMA 3R	
Ambient Operating Temperature ²	-30°C to +50°C (-22°F to +122°F)	
Standards	UL 2594, UL 2251, NEC Article 625, ADA Compliant	

1 Maximum rating of equipment. Output power may be changed with energy management system (EMS).

2 Operating temperature is -30°C to +40°C without derating. Temperature derating applies above +40°C.

ATOM E58 (80A) SWITCH



Product Catalog Number	AS2P100-EVSE
Long Time Trip Setting Range	15A-60A
Input Voltage (VAC)	208 – 240
Input Frequency	60Hz
Interrupting Rating	200kA
Peak Let-Through (current limiting)	< 1.5kA
Incident Energy ¹	< 0.02 cal/cm2
I2t	<150.0A ² s
Ambient Operating Temperature ²	-30°C to +50°C (-22°F to +122°F)
Humidity	0 to 95%, non-condensing
Storage Temperature	-40°C to +85°C (-40°F to +185°F)
Load Side Connection	#10 AWG-1 AWG, Cu, 90°C Rated
Ground Fault Protection	20mA CCID with auto retry
Standards	UL 489/489i, UL 2594, UL 2231-1/2, NEC Article 625
Energy Management	Local Integration with Static & Dynamic Load Management
Metering Accuracy	Voltage +/-3V, Current +/-1A

1 Check with factory for IEEE 1584 assumptions

2 Operating temperature is -30°C to +40°C without derating. Temperature derating applies above +40°C.

ATOM E50 SERIES SMART POWER DISTRIBUTION PANEL



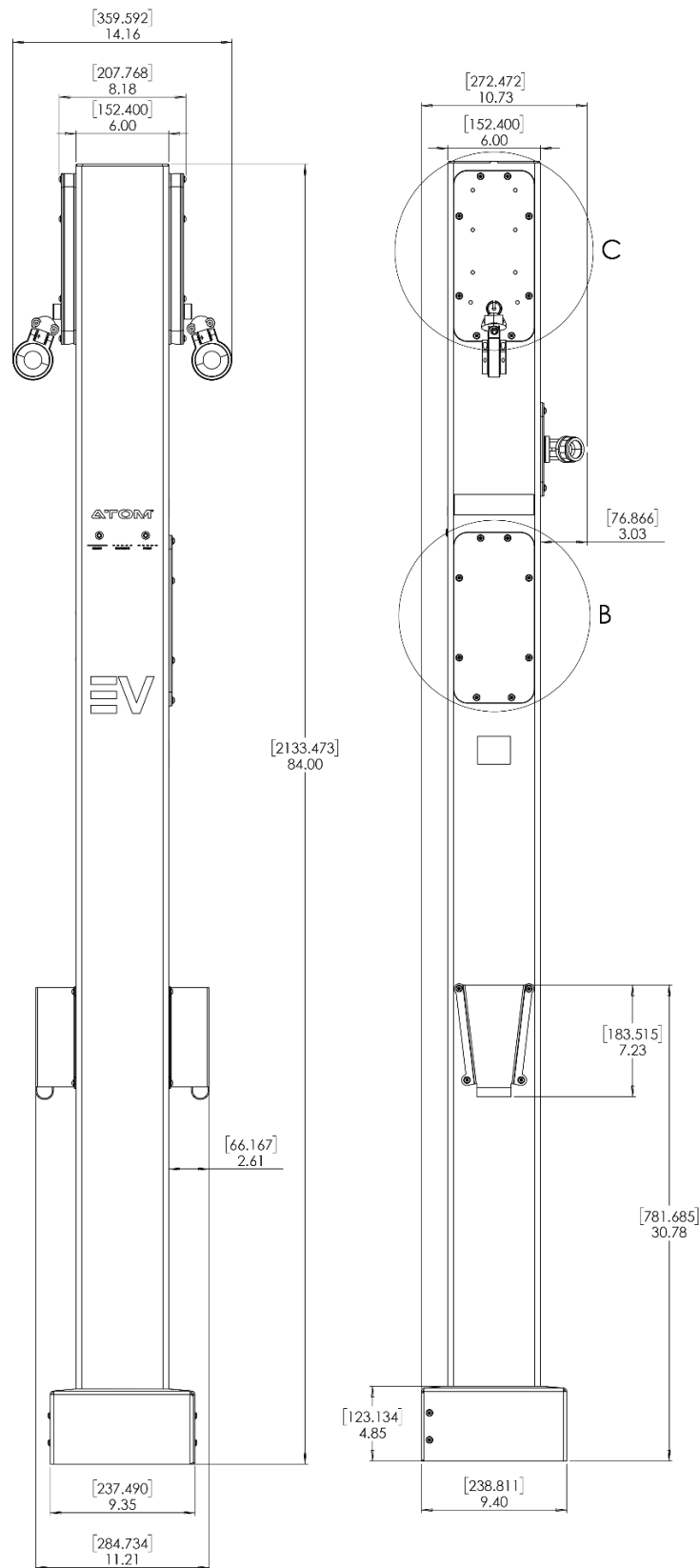
Product Catalog Number	AP3P400-EVSE
Panel Dimensions (inches)	20w x 10d x 64h (N1) , 20w x 13d x 68h (N3R)
Max Current (A) Bus Rating	320
Voltage (VAC)	208 - 240
Main Lug Size	#6AWG – #300KCMIL CU/AL (2 per phase)
Phase/Wire	3/3
Maximum EVSEs	12
NEMA Rating	3R (Indoor/Outdoor)
Interrupting Rating	200kA
Standards	UL 2594, UL 2231-1/2, NEC Article 625 Energy Star
Integrations	OCPP 1.6
Connectivity	Ethernet, LTE
EMC Compliance	FCC Part 15 Class A
Ambient Operating Temperature¹	-30°C to +50°C (-22°F to +122°F)

¹ Operating temperature is -30°C to +40°C without derating. Temperature derating applies above +40°C.

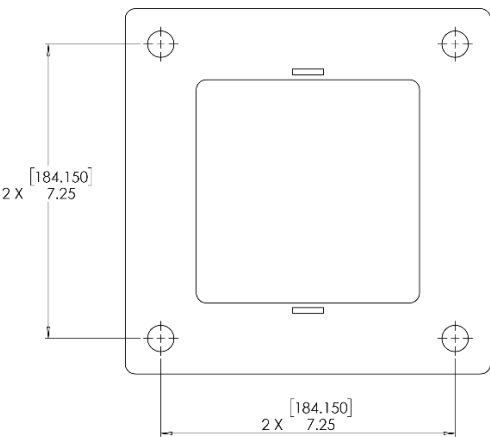
PRODUCT DIMENSIONS

Atom E58 Auto-Retractable Cable Management Pedestal

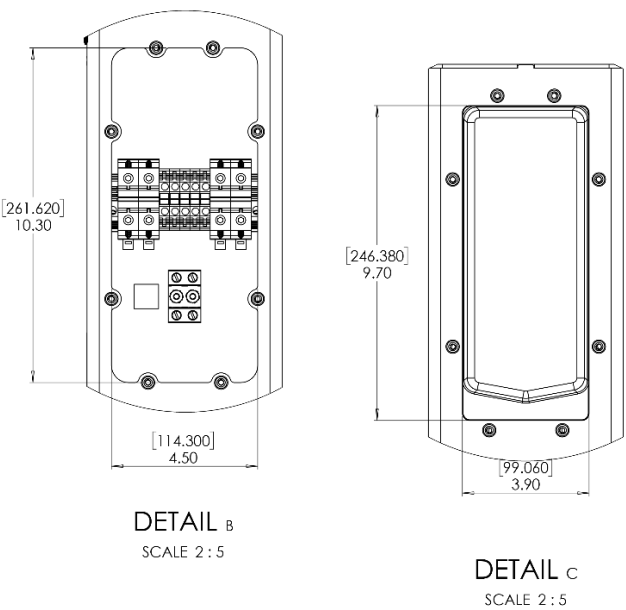
Pedestal Detail (in)



Foot Plate Detail



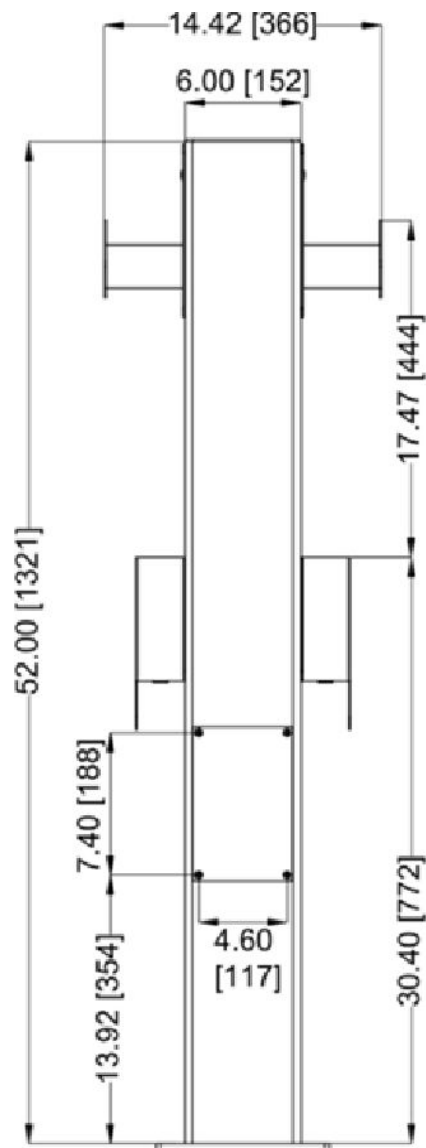
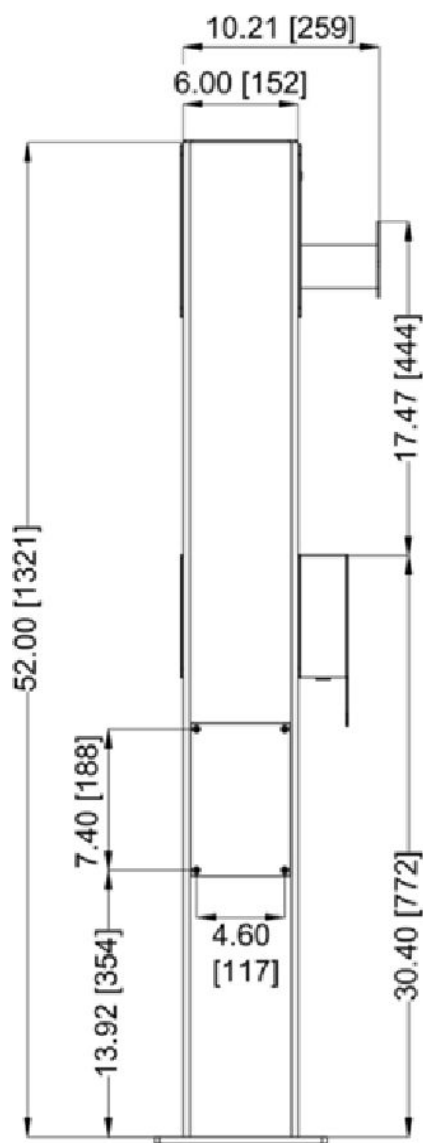
Gland Plate Details



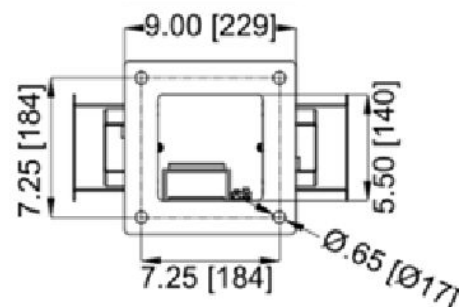
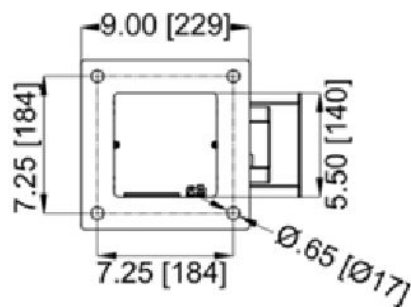
PRODUCT DIMENSIONS

Atom E58 Pedestals

Pedestal Detail (in)



Foot Plate Detail (in)

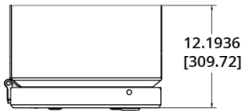
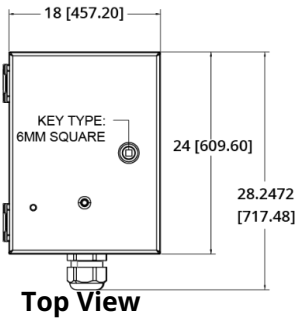


PRODUCT DIMENSIONS

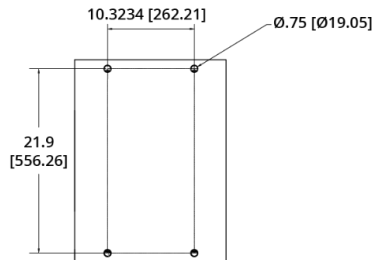
Atom E58 Wallbox

Wallbox (Single Cable) Detail (in)

Front View

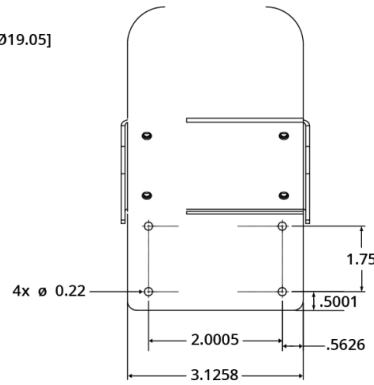


Mounting Detail

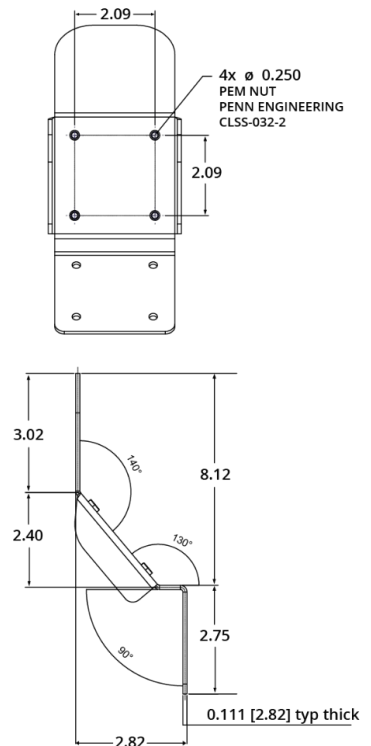


Cordset Hanger Mounting Detail (in)

Front View

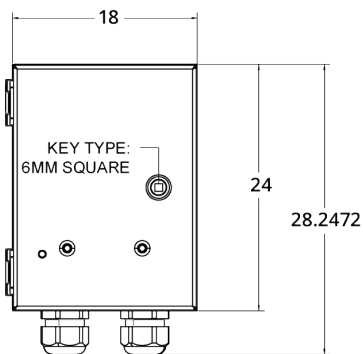


Back View

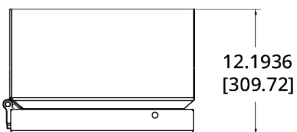


Wallbox (Dual Cable) Detail (in)

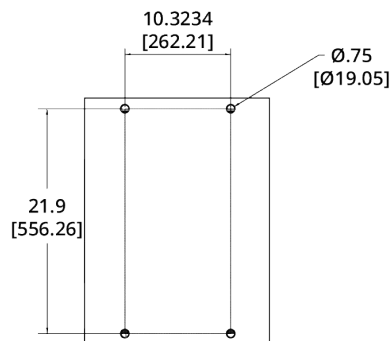
Front View



Top View



Mounting Detail



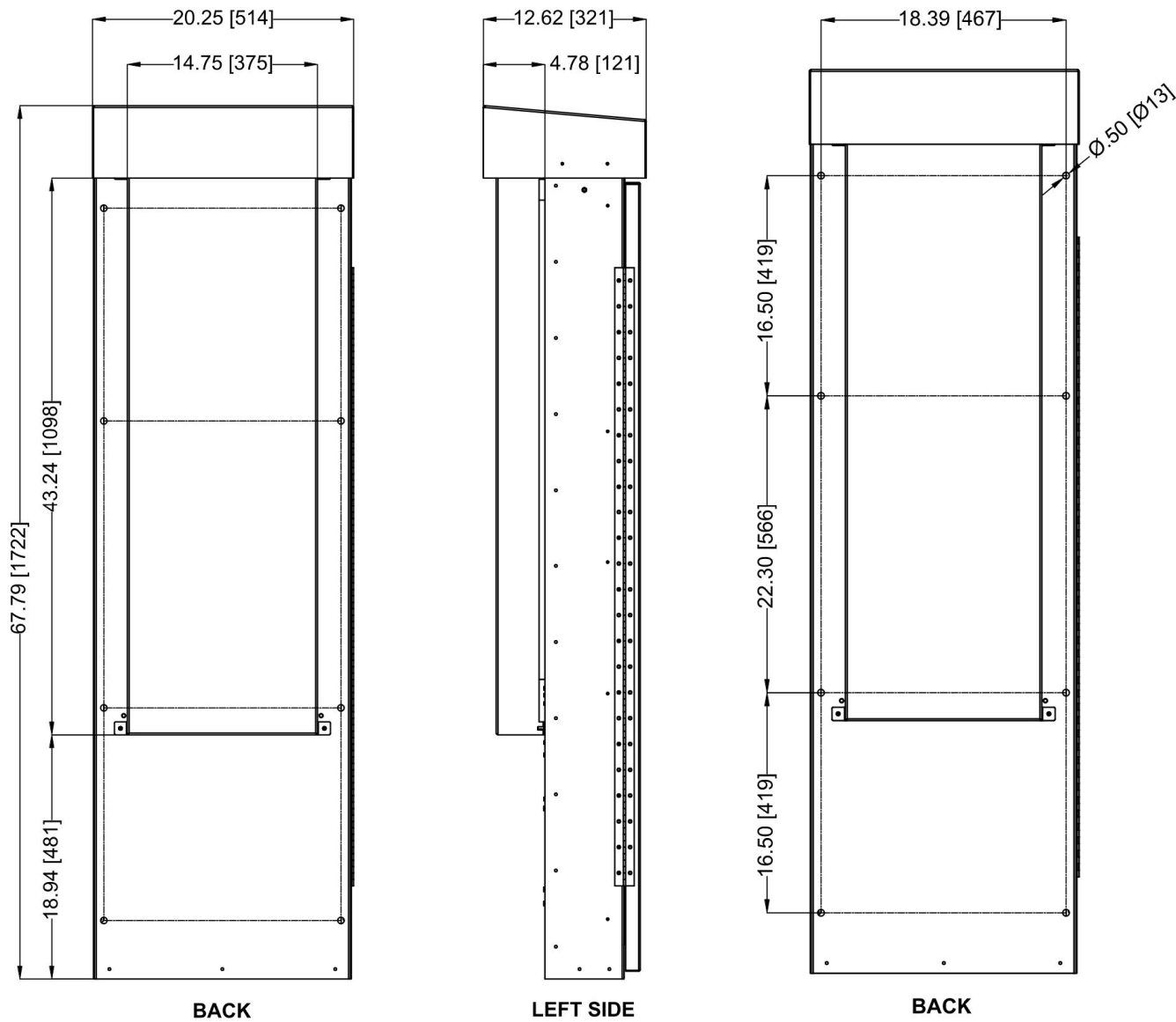
Right Side View

PRODUCT DIMENSIONS

Atom E50 series panel (NEMA 3R)

Power Cabinet Detail

(in [mm])

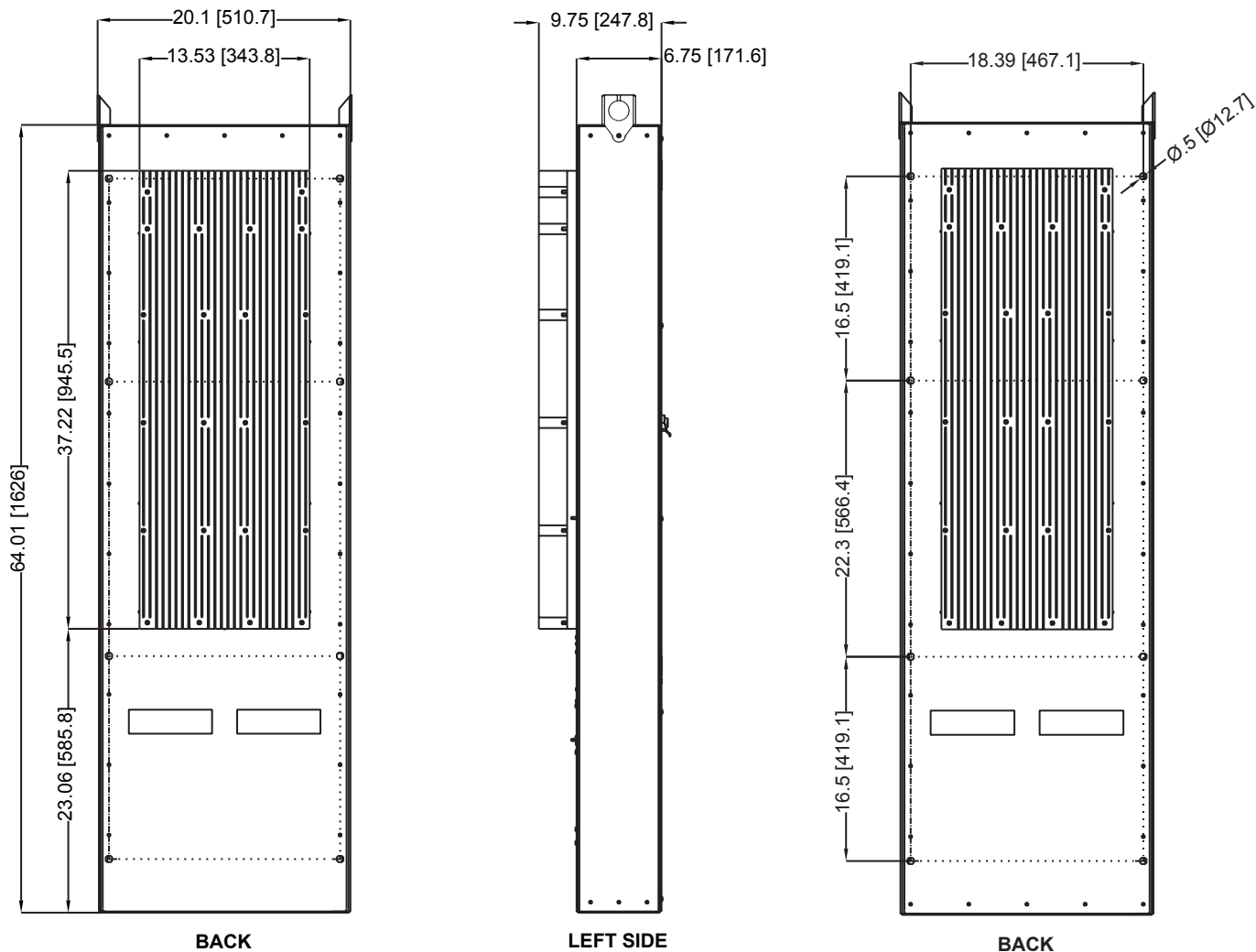


PRODUCT DIMENSIONS

Atom E50 series panel (NEMA 1)

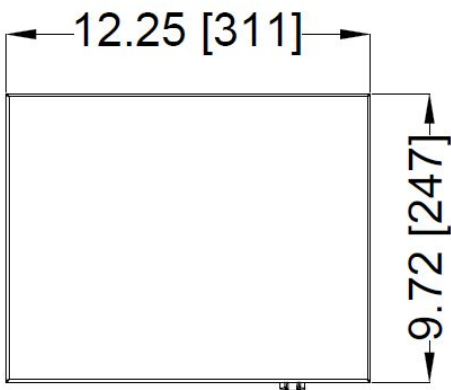
Power Cabinet Detail

(in [mm])



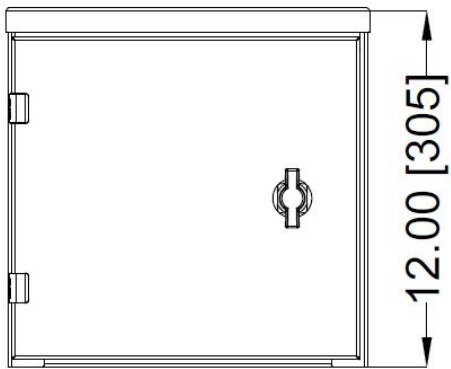
PRODUCT DIMENSIONS

Atom EV LTE Cabinet



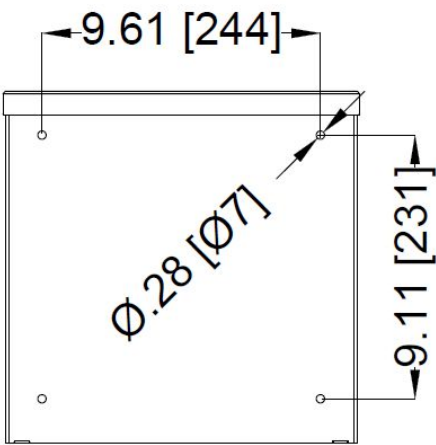
TOP

2 MOUNTING
LTE.1 SCALE: NONE



FRONT

1 DIMENSIONS
LTE.1 SCALE: NONE



BACK

Contact Us

Atom Power, Inc.

13245 Reese Blvd. W.,
Suite 130
Huntersville, NC 28078

844.704.2866

info@atompower.com



atompower.com

Scan the QR code to visit the Atom Power website and see our full range of products

We reserve the right to make technical changes or modify the contents of this document without prior notification. Atom Power does not accept any responsibility whatsoever for potential errors or possible lack of information in this document. We reserve all rights in this document and in the subject matter and illustrations contained therein. Any reproduction, disclosure to third parties or utilization of its contents – in whole or in part – is forbidden without prior written consent of Atom Power.

Follow us on social media to get the latest product and support information.

